



## APLICAÇÃO

Luminária de embutir

## ESTRUTURA

Luminária comercial de embutir, corpo em chapa de aço tratada e fosfatizada com pintura eletrostática na cor branco fosco, com refletância de 92%. – Grau de Proteção IP20.

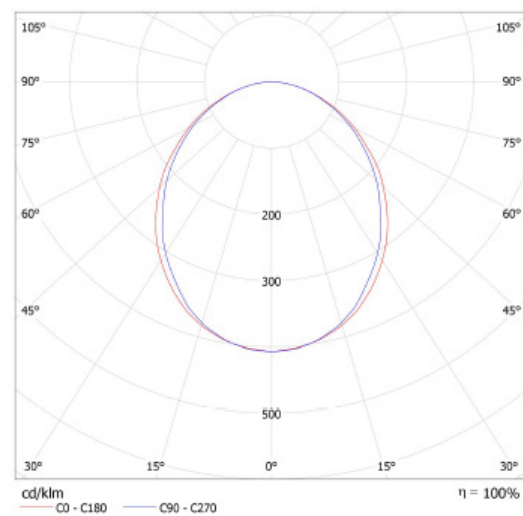
## SISTEMA ÓTICO

Difusor: Translúcido com 74% transmitância.

## EQUIPAMENTOS ELÉTRICOS

Soquetes: Policarbonato com sistema de engate rápido para T8, com travamento anti-vibratório de segurança e contatos elétricos em bronze fosforoso.

## CURVA FOTOMÉTRICA

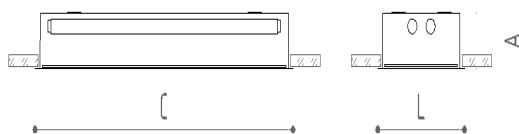
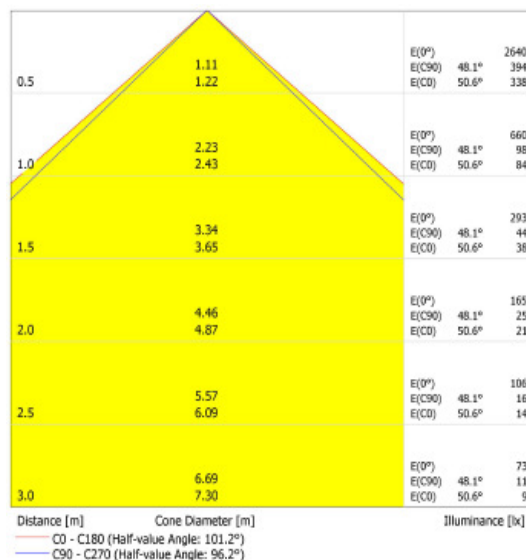


## ÍNDICE DE OFUSCAMENTO UNIFICADO - UGR

Glare Evaluation According to UGR												
p Ceiling		70	70	50	50	30	70	70	50	50	30	30
p Walls		50	30	50	30	30	50	30	50	30	30	30
p Floor		20	20	20	20	20	20	20	20	20	20	20
Room Size X	Room Size Y	Viewing direction at right angles to lamp axis					Viewing direction parallel to lamp axis					
2H	2H	17.2	18.5	17.5	18.7	19.0	17.0	18.2	17.3	18.5	18.7	
	3H	18.8	20.0	19.2	20.3	20.5	18.6	19.7	18.9	20.0	20.3	
	4H	19.4	20.5	19.8	20.8	21.1	19.2	20.3	19.6	20.6	20.9	
	6H	19.9	20.9	20.3	21.2	21.5	19.7	20.7	20.0	21.0	21.3	
	8H	20.0	21.0	20.4	21.3	21.6	19.8	20.8	20.2	21.1	21.4	
4H	2H	17.7	18.8	18.0	19.1	19.4	17.5	18.6	17.8	18.9	19.2	
	3H	19.6	20.5	19.9	20.8	21.1	19.4	20.3	19.7	20.6	20.9	
	4H	20.3	21.1	20.7	21.5	21.8	20.1	21.0	20.5	21.3	21.7	
	6H	20.9	21.6	21.3	22.0	22.4	20.7	21.4	21.1	21.8	22.2	
	8H	21.1	21.8	21.5	22.1	22.6	20.9	21.6	21.4	22.0	22.4	
8H	2H	17.2	18.8	18.0	19.1	19.4	17.5	18.6	17.8	18.9	19.2	
	3H	19.6	20.5	19.9	20.8	21.1	19.4	20.3	19.7	20.6	20.9	
	4H	20.3	21.1	20.7	21.5	21.8	20.1	21.0	20.5	21.3	21.7	
	6H	20.9	21.6	21.3	22.0	22.4	20.7	21.4	21.1	21.8	22.2	
	8H	21.1	21.8	21.5	22.1	22.6	20.9	21.6	21.4	22.0	22.4	
12H	2H	17.2	18.8	18.0	19.1	19.4	17.5	18.6	17.8	18.9	19.2	
	3H	19.6	20.5	19.9	20.8	21.1	19.4	20.3	19.7	20.6	20.9	
	4H	20.3	21.1	20.7	21.5	21.8	20.1	21.0	20.5	21.3	21.7	
	6H	20.9	21.6	21.3	22.0	22.4	20.7	21.4	21.1	21.8	22.2	
	8H	21.1	21.8	21.5	22.1	22.6	20.9	21.6	21.4	22.0	22.4	
12H	2H	17.2	18.8	18.0	19.1	19.4	17.5	18.6	17.8	18.9	19.2	
	3H	19.6	20.5	19.9	20.8	21.1	19.4	20.3	19.7	20.6	20.9	
	4H	20.3	21.1	20.7	21.5	21.8	20.1	21.0	20.5	21.3	21.7	
	6H	20.9	21.6	21.3	22.0	22.4	20.7	21.4	21.1	21.8	22.2	
	8H	21.1	21.8	21.5	22.1	22.6	20.9	21.6	21.4	22.0	22.4	
12H	2H	17.2	18.8	18.0	19.1	19.4	17.5	18.6	17.8	18.9	19.2	
	3H	19.6	20.5	19.9	20.8	21.1	19.4	20.3	19.7	20.6	20.9	
	4H	20.3	21.1	20.7	21.5	21.8	20.1	21.0	20.5	21.3	21.7	
	6H	20.9	21.6	21.3	22.0	22.4	20.7	21.4	21.1	21.8	22.2	
	8H	21.1	21.8	21.5	22.1	22.6	20.9	21.6	21.4	22.0	22.4	
12H	2H	17.2	18.8	18.0	19.1	19.4	17.5	18.6	17.8	18.9	19.2	
	3H	19.6	20.5	19.9	20.8	21.1	19.4	20.3	19.7	20.6	20.9	
	4H	20.3	21.1	20.7	21.5	21.8	20.1	21.0	20.5	21.3	21.7	
	6H	20.9	21.6	21.3	22.0	22.4	20.7	21.4	21.1	21.8	22.2	
	8H	21.1	21.8	21.5	22.1	22.6	20.9	21.6	21.4	22.0	22.4	
Standard table		BK05					BK05					
Correction Summair		2.5					2.3					

The UGR values have been calculated according to CIE Publ. 117. Spacing-to-Height-Ratio = 1.00.

## DIAGRAMA DE CONE



MODELO	INSTALAÇÃO	LÂMPADA	COMP.	LARGURA	ALTURA	NICHO
DIF E 2XT9W	EMBURIR	T8	620 mm	180 mm	45 mm	615 X 170
DIF E 2XT18W	EMBURIR	T8	1242 mm	180 mm	45 mm	1230 X 170
DIF E 4XT9W	EMBURIR	T8	620 mm	618 mm	45 mm	615 X 608