



APLICAÇÃO

Luminária de sobrepor

ESTRUTURA

Luminária comercial de sobrepor, corpo em chapa de aço tratada e fosfatizada com pintura eletrostática na cor branco fosco, com refletância de 92%. – Grau de Proteção IP20.

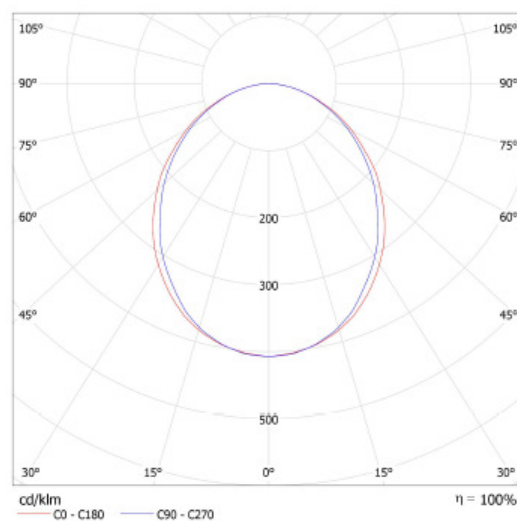
SISTEMA ÓTICO

Difusor: Translúcido com 74% transmitância.

EQUIPAMENTOS ELÉTRICOS

Soquetes: Policarbonato com sistema de engate rápido para T8, com travamento anti-vibratório de segurança e contatos elétricos em bronze fosforoso.

CURVA FOTOMÉTRICA



ÍNDICE DE OFUSCAMENTO UNIFICADO - UGR

Glare Evaluation According to UGR												
ρ Ceiling		70	70	50	50	30	70	70	50	50	30	30
ρ Walls		50	30	50	30	30	50	30	50	30	30	30
ρ Floor		20	20	20	20	20	20	20	20	20	20	20
Room Size X	Y	Viewing direction at right angles to lamp axis					Viewing direction parallel to lamp axis					
2H	2H	17.2	18.4	17.4	18.7	18.9	16.9	18.2	17.2	18.4	18.6	
	3H	18.8	19.9	19.1	20.2	20.5	18.5	19.7	18.8	19.9	20.2	
	4H	19.4	20.5	19.7	20.7	21.0	19.1	20.2	19.5	20.5	20.8	
	6H	19.8	20.8	20.2	21.1	21.4	19.6	20.6	20.0	20.9	21.2	
	8H	20.0	20.9	20.3	21.3	21.6	19.7	20.7	20.1	21.0	21.4	
4H	2H	17.6	18.7	18.0	19.0	19.3	17.4	18.5	17.8	18.8	19.1	
	3H	19.5	20.4	19.9	20.7	21.1	19.3	20.2	19.7	20.5	20.9	
	4H	20.2	21.1	20.6	21.4	21.8	20.1	20.9	20.5	21.2	21.6	
	6H	20.8	21.5	21.2	21.9	22.3	20.7	21.4	21.1	21.7	22.1	
	8H	21.0	21.7	21.5	22.1	22.5	20.9	21.5	21.3	21.9	22.3	
8H	2H	17.2	18.7	18.0	19.0	19.3	17.4	18.5	17.8	18.8	19.1	
	4H	20.5	21.2	21.0	21.6	22.0	20.4	21.0	20.8	21.4	21.8	
	6H	21.2	21.8	21.7	22.2	22.7	21.1	21.6	21.5	22.0	22.5	
	8H	21.5	22.0	22.0	22.4	22.9	21.4	21.8	21.8	22.3	22.8	
	12H	21.7	22.1	22.2	22.6	23.1	21.6	22.0	22.1	22.4	22.9	
12H	4H	20.5	21.1	21.0	21.5	22.0	20.4	21.0	20.8	21.4	21.8	
	6H	21.3	21.8	21.8	22.2	22.7	21.2	21.6	21.6	22.1	22.5	
	8H	21.6	22.0	22.1	22.5	23.0	21.5	21.9	22.0	22.3	22.8	

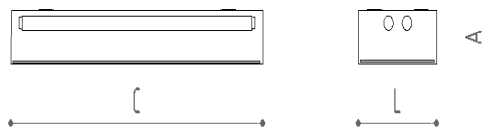
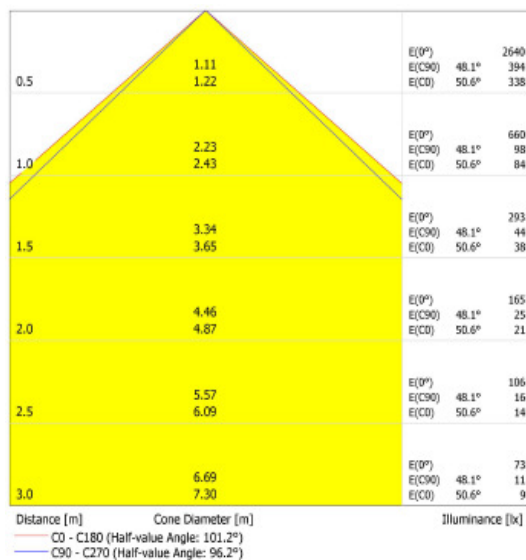
Variation of the observer position for the luminaire distances S		
S = 1.0H	+0.1 / -0.1	+0.1 / -0.1
S = 1.5H	+0.2 / -0.4	+0.2 / -0.4
S = 2.0H	+0.4 / -0.7	+0.4 / -0.8

Standard table	BK05	BK05
Correction Summand	2.4	2.2

Corrected Glare Indices referring to 1620lm Total Luminous Flux

The UGR values have been calculated according to CIE Publ. 117 Spacing-to-High-Ratio = 1.00.

DIAGRAMA DE CONE



MODELO	INSTALAÇÃO	LÂMPADA	COMP.	LARGURA	ALTURA	NICHO
DIF S 2XT9W	SOBREPOR	T8	630 mm	180mm	45 mm	
DIF S 2XT18W	SOBREPOR	T8	1240 mm	180 mm	45 mm	
DIF S 4XT9W	SOBREPOR	T8	630 mm	617 mm	45 mm	