



APLICAÇÃO

Luminária de embutir

ESTRUTURA

Luminária comercial de embutir, corpo em chapa de aço tratada e fosfatizada com pintura eletrostática na cor branco fosco, com refletância de 92%. – Grau de Proteção IP20.

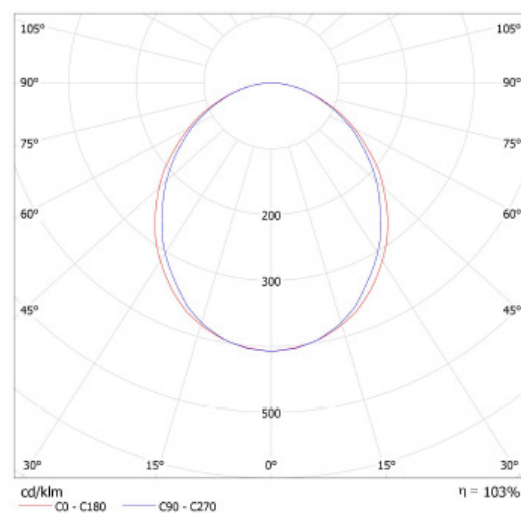
SISTEMA ÓTICO

Refletor facetado em alumínio alto brilho.

EQUIPAMENTOS ELÉTRICOS

Soquetes: Policarbonato com sistema de engate rápido para T8, com travamento anti-vibratório de segurança e contatos elétricos em bronze fosforoso.

CURVA FOTOMÉTRICA



ÍNDICE DE OFUSCAMENTO UNIFICADO - UGR

Glare Evaluation According to UGR											
Room Size		Viewing direction at right angles to lamp axis					Viewing direction parallel to lamp axis				
X	Y	2H	4H	6H	8H	12H	2H	4H	6H	8H	12H
2H	2H	15.1	16.4	15.4	16.6	16.9	14.8	16.1	15.1	16.4	16.6
3H	3H	16.7	17.9	17.0	18.2	18.4	16.5	17.6	16.8	17.9	18.2
4H	4H	17.3	18.4	17.7	18.7	19.0	17.1	18.2	17.4	18.5	18.8
6H	6H	17.8	18.8	18.1	19.1	19.4	17.5	18.6	17.9	18.9	19.2
8H	8H	18.0	19.0	18.3	19.3	19.6	17.7	18.7	18.1	19.0	19.4
12H	12H	18.1	19.1	18.5	19.4	19.7	17.9	18.9	18.3	19.2	19.5
4H	2H	15.6	16.7	15.9	17.0	17.3	15.4	16.5	15.7	16.8	17.1
3H	3H	17.4	18.4	17.8	18.7	19.1	17.2	18.2	17.6	18.5	18.9
4H	4H	18.2	19.0	18.6	19.4	19.8	18.0	18.9	18.4	19.2	19.6
6H	6H	18.8	19.5	19.2	19.9	20.3	18.6	19.3	19.0	19.7	20.1
8H	8H	19.1	19.8	19.5	20.2	20.6	18.9	19.6	19.4	20.0	20.4
12H	12H	19.5	20.1	20.0	20.6	21.0	19.4	20.0	19.8	20.4	20.8
8H	4H	18.4	19.1	18.9	19.5	20.0	18.3	19.0	18.7	19.4	19.8
6H	6H	19.2	19.8	19.7	20.3	20.7	19.1	19.7	19.5	20.1	20.6
8H	8H	20.0	20.5	20.5	21.0	21.5	19.9	20.4	20.4	20.9	21.3
12H	12H	21.1	21.5	21.5	22.0	22.5	21.0	21.4	21.5	21.9	22.4
12H	4H	18.5	19.1	18.9	19.5	20.0	18.3	19.0	18.8	19.4	19.8
6H	6H	19.6	20.1	20.1	20.6	21.1	19.5	20.0	19.9	20.4	20.9
8H	8H	20.8	21.3	21.3	21.7	22.2	20.7	21.2	21.2	21.6	22.1

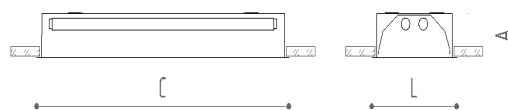
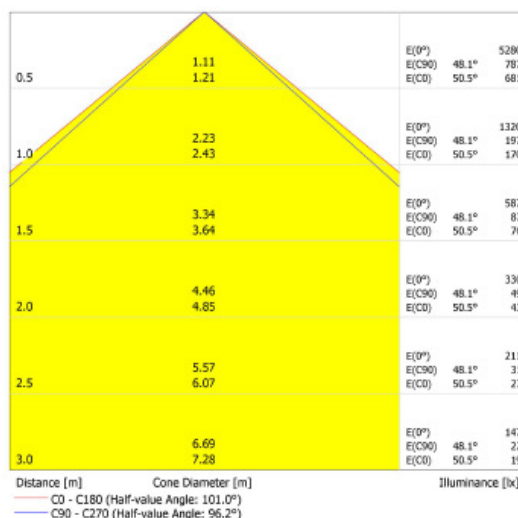
Variation of the observer position for the luminaires distances S		
S = 1.0H	+0.2 / -0.1	+0.2 / -0.1
S = 1.5H	+0.3 / -0.3	+0.3 / -0.3
S = 2.0H	+0.4 / -0.6	+0.4 / -0.7

Standard table	BK14	---
Correction Summand	-0.2	---

Corrected Glare Indices referring to 3240lm Total Luminous Flux

The UGR values have been calculated according to CIE Publ. 117 Spacing-to-Height-Ratio = 1.00.

DIAGRAMA DE CONE



MODELO	INSTALAÇÃO	LÂMPADA	COMP.	LARGURA	ALTURA	NICHO
ELK E 2XT9W	EM BUTIR	T8	620mm	180 mm	45 mm	615 X 170
ELK E 2XT18W	EM BUTIR	T8	1242 mm	180 mm	45 mm	1230 X 170
ELK E 4XT9W	EM BUTIR	T8	620 mm	618 mm	45 mm	615 X 608
ELK E 4XT18W	EM BUTIR	T8	1242 mm	618 mm	45 mm	1230 X 608
ELK E 4XT18W LINHA	EM BUTIR	T8	2465 mm	180 mm	45 mm	2450 X 170