



APLICAÇÃO

Luminária de sobrepor.

ESTRUTURA

Luminária comercial de sobrepor, corpo em chapa de aço tratada e fosfatizada com pintura eletrostática em epóxi-pó na cor branco fosco, com refletância de 92%. – Grau de Proteção IP54.






SISTEMA ÓTICO

Difusor Translúcido com transmitância de 88%.

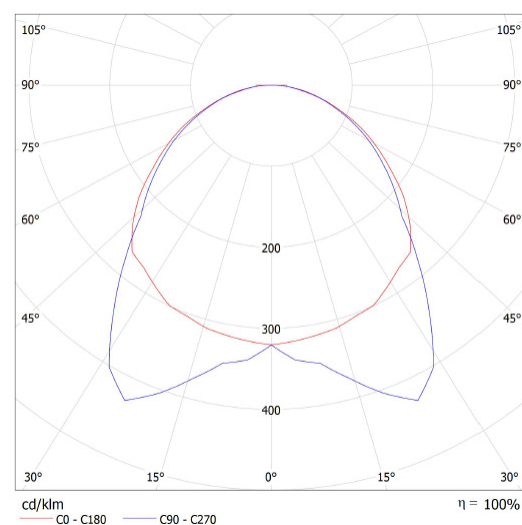
EQUIPAMENTOS ELÉTRICOS

Equipada com módulos de LED com LM80, que possuem LM70 para TM-21, atendendo aos requisitos mínimos do DLC (Design Lighting Consortium) garantindo a LM-79 para a luminária. Com opções 220V, Bi-Volt e Dimerizável (0-10V).

INFORMAÇÕES TÉCNICAS

| | |
|---|---------------------|
| W | 18,4 W |
|  | 3000 / 4000 / 5000K |
|  | >80 |
|  | 220V |
|  | 1,922 lm |
|  | 5 ANOS |

CURVA FOTOMÉTRICA



ÍNDICE DE OFUSCAMENTO UNIFICADO - UGR

| Glare Evaluation According to UGR | | | | | | | | | | | | |
|-----------------------------------|--|---|------|------|------|------|------|------|------|------|------|----|
| Room | | 70 | 70 | 50 | 50 | 30 | 70 | 70 | 50 | 50 | 30 | 30 |
| Ceiling | | 70 | 70 | 50 | 50 | 30 | 70 | 70 | 50 | 50 | 30 | 30 |
| Walls | | 50 | 30 | 50 | 30 | 30 | 50 | 30 | 50 | 30 | 30 | 30 |
| Floor | | 20 | 20 | 20 | 20 | 20 | 20 | 20 | 20 | 20 | 20 | 20 |
| Room Size | Viewing direction at right angles to lamp axis | Viewing direction parallel to lamp axis | | | | | | | | | | |
| X | Y | | | | | | | | | | | |
| 2H | 2H | 14.9 | 16.2 | 15.2 | 16.4 | 16.7 | 14.7 | 16.0 | 15.0 | 16.3 | 16.5 | |
| | 3H | 16.4 | 17.5 | 16.7 | 17.8 | 18.1 | 16.1 | 17.3 | 16.5 | 17.6 | 17.9 | |
| | 4H | 17.0 | 18.1 | 17.3 | 18.4 | 18.7 | 16.8 | 17.9 | 17.1 | 18.2 | 18.5 | |
| | 6H | 17.5 | 18.5 | 17.8 | 18.8 | 19.1 | 17.2 | 18.3 | 17.6 | 18.6 | 18.9 | |
| | 8H | 17.6 | 18.6 | 18.0 | 19.0 | 19.3 | 17.4 | 18.4 | 17.8 | 18.7 | 19.0 | |
| 4H | 2H | 15.5 | 16.6 | 15.8 | 16.9 | 17.2 | 15.4 | 16.5 | 15.7 | 16.8 | 17.1 | |
| | 3H | 17.2 | 18.1 | 17.5 | 18.5 | 18.8 | 17.0 | 18.0 | 17.4 | 18.3 | 18.6 | |
| | 4H | 17.9 | 18.8 | 18.3 | 19.1 | 19.5 | 17.8 | 18.6 | 18.2 | 19.0 | 19.3 | |
| | 6H | 18.5 | 19.3 | 19.0 | 19.7 | 20.1 | 18.3 | 19.1 | 18.8 | 19.5 | 19.9 | |
| | 8H | 18.8 | 19.5 | 19.2 | 19.9 | 20.3 | 18.6 | 19.3 | 19.0 | 19.7 | 20.1 | |
| 8H | 2H | 19.0 | 19.6 | 19.4 | 20.0 | 20.5 | 18.8 | 19.4 | 19.2 | 19.8 | 20.2 | |
| | 4H | 18.2 | 18.9 | 18.7 | 19.3 | 19.7 | 18.1 | 18.8 | 18.5 | 19.2 | 19.6 | |
| | 6H | 19.0 | 19.6 | 19.5 | 20.0 | 20.4 | 18.8 | 19.4 | 19.3 | 19.8 | 20.3 | |
| | 8H | 19.3 | 19.8 | 19.8 | 20.3 | 20.8 | 19.1 | 19.6 | 19.6 | 20.1 | 20.6 | |
| | 12H | 19.6 | 20.0 | 20.1 | 20.5 | 21.0 | 19.4 | 19.8 | 19.9 | 20.3 | 20.8 | |
| 12H | 4H | 18.2 | 18.9 | 18.7 | 19.3 | 19.7 | 18.1 | 18.7 | 18.6 | 19.1 | 19.6 | |
| | 6H | 19.1 | 19.6 | 19.6 | 20.0 | 20.5 | 18.9 | 19.4 | 19.4 | 19.8 | 20.3 | |
| | 8H | 19.5 | 19.9 | 20.0 | 20.4 | 20.9 | 19.3 | 19.7 | 19.8 | 20.2 | 20.7 | |

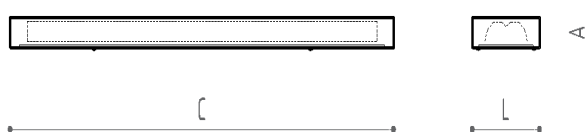
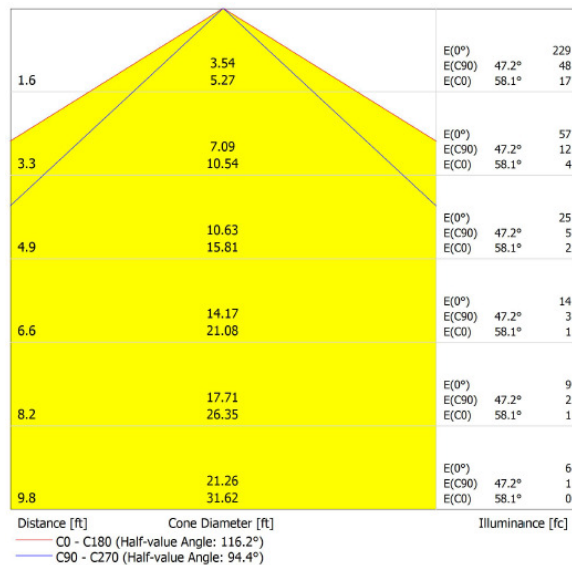
| Variation of the observer position for the luminaires distances S | | |
|---|-------------|-------------|
| S = 1.0H | +0.1 / -0.1 | +0.1 / -0.1 |
| S = 1.5H | +0.2 / -0.4 | +0.2 / -0.4 |
| S = 2.0H | +0.4 / -0.7 | +0.4 / -0.7 |

| Standard table | BK06 | BK06 |
|--------------------|------|------|
| Correction Summand | 2.1 | 1.9 |

Corrected Glare Indices referring to 1922lm Total Luminous Flux

The UGR values have been calculated according to CIE Publ. 117 Spacing-to-Height-Ratio = 0.25.

DIAGRAMA DE CONE



| MODELO | INSTALAÇÃO | POTÊNCIA | TENSÃO | FLUXO LUM. | COMP. | LARGURA | ALTURA | NICHO |
|---------------------|------------|----------|----------------|------------|---------|---------|--------|-------|
| LT IPI 3354 232 17 | SOBREPOR | 18,4 W | 220 V | 1,922 Lm | 1240 mm | 247 mm | 69 mm | |
| LT IPI 3354 232 B17 | SOBREPOR | 18,4 W | Bi-Volt | 1,922 Lm | 1240 mm | 247 mm | 69 mm | |
| LT IPI 3354 232 D17 | SOBREPOR | 18,4 W | 220V (01-10 V) | 1,922 Lm | 1240 mm | 247 mm | 69 mm | |
| LT IPI 3354 232 34 | SOBREPOR | 36,9 W | 220 V | 3,844 Lm | 1240 mm | 247 mm | 69 mm | |
| LT IPI 3354 232 B34 | SOBREPOR | 36,9 W | Bi-Volt | 3,844 Lm | 1240 mm | 247 mm | 69 mm | |
| LT IPI 3354 232 D34 | SOBREPOR | 36,9 W | 220V (01-10 V) | 3,844 Lm | 1240 mm | 247 mm | 69 mm | |
| LT IPI 3354 232 48 | SOBREPOR | 52,7 W | 220 V | 5,126 Lm | 1240 mm | 247 mm | 69 mm | |
| LT IPI 3354 232 D48 | SOBREPOR | 52,7 W | 220V (01-10 V) | 5,126 Lm | 1240 mm | 247 mm | 69 mm | |