



APLICAÇÃO

Luminária de sobrepor.

ESTRUTURA

Luminária comercial de sobrepor, corpo em chapa de aço tratada e fosfatizada com pintura eletrostática na cor branco fosco, com refletância de 92%. – Grau de Proteção IP20.

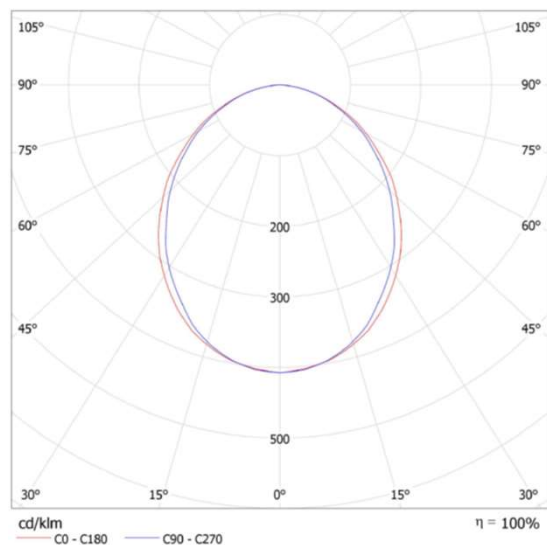
SISTEMA ÓTICO

Refletor e aletas parabólicas (4 aletas) em alumínio alto brilho.

EQUIPAMENTOS ELÉTRICOS

Soquetes: Policarbonato com sistema de engate rápido para T8, com travamento anti-vibratório de segurança e contatos elétricos em bronze fosforoso.

CURVA FOTOMÉTRICA



ÍNDICE DE OFUSCAMENTO UNIFICADO - UGR

Glare Evaluation According to UGR												
p. Ceiling		70	70	50	50	30	70	70	50	50	30	
p. Walls		50	30	50	30	30	50	30	50	30	30	
p. Floor		20	20	20	20	20	20	20	20	20	20	
Room Size		Viewing direction at right angles to lamp axis					Viewing direction parallel to lamp axis					
X	Y											
2H	2H	17.3	18.6	17.6	18.8	19.0	17.1	18.3	17.3	18.6	18.8	
	3H	18.9	20.1	19.3	20.3	20.6	18.7	19.8	19.0	20.1	20.4	
	4H	19.5	20.6	19.9	20.9	21.2	19.3	20.4	19.6	20.7	20.9	
	6H	20.0	21.0	20.3	21.3	21.6	19.7	20.8	20.1	21.1	21.4	
	8H	20.1	21.1	20.5	21.4	21.7	19.9	20.9	20.3	21.2	21.5	
	12H	20.2	21.1	20.6	21.4	21.8	20.0	20.9	20.4	21.2	21.6	
4H	2H	17.8	18.9	18.1	19.2	19.4	17.6	18.7	17.9	19.0	19.2	
	3H	19.7	20.6	20.0	20.9	21.2	19.4	20.4	19.8	20.7	21.0	
	4H	20.4	21.2	20.8	21.6	21.9	20.2	21.0	20.6	21.4	21.7	
	6H	21.0	21.7	21.4	22.1	22.5	20.8	21.5	21.2	21.9	22.3	
	8H	21.2	21.8	21.6	22.2	22.6	21.0	21.7	21.4	22.0	22.5	
	12H	21.3	21.9	21.7	22.3	22.7	21.1	21.7	21.6	22.1	22.6	
8H	4H	20.7	21.3	21.1	21.7	22.1	20.5	21.2	20.9	21.6	22.0	
	6H	21.4	21.9	21.9	22.4	22.8	21.2	21.8	21.7	22.2	22.6	
	8H	21.7	22.1	22.1	22.6	23.1	21.5	22.0	22.0	22.4	22.9	
	12H	21.8	22.2	22.3	22.7	23.2	21.7	22.1	22.2	22.6	23.1	
12H	4H	20.7	21.3	21.1	21.7	22.1	20.5	21.1	21.0	21.5	22.0	
	6H	21.5	21.9	21.9	22.4	22.8	21.3	21.8	21.8	22.2	22.7	
	8H	21.8	22.2	22.3	22.6	23.1	21.6	22.0	22.1	22.5	23.0	

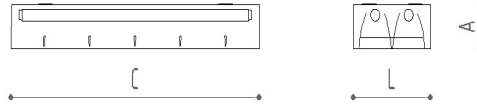
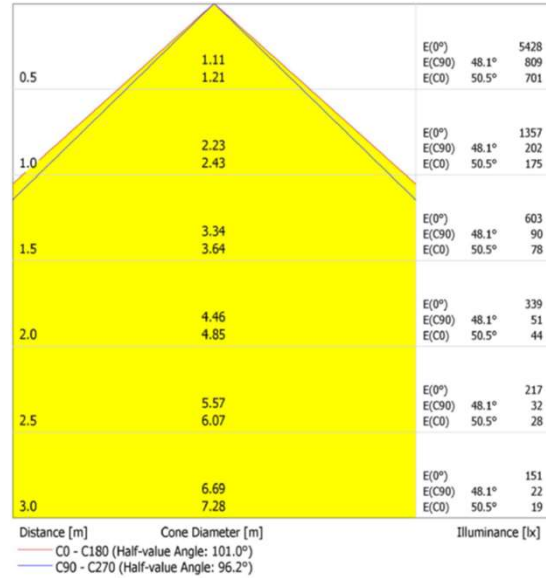
Variation of the observer position for the luminaire distances S		
S = 1.0H	+0.1 / -0.1	+0.1 / -0.1
S = 1.5H	+0.2 / -0.4	+0.2 / -0.4
S = 2.0H	+0.4 / -0.7	+0.4 / -0.8

Standard table	BK05	BK05
Correction Summand	0.0	-0.2

Corrected Glare Indices referring to 3330lm Total Luminous Flux

The UGR values have been calculated according to CIE Publ. 117 Spacing-to-Height-Ratio = 1.00

DIAGRAMA DE CONE



MODELO	INSTALAÇÃO	LÂMPADA	COMP.	LARGURA	ALTURA
DBL ECO S 1XT18W (9 ALETAS)	SOBREPOR	T8	1240 mm	100 mm	45 mm
DBL ECO S 2XT9W (4 ALETAS)	SOBREPOR	T8	620 mm	140 mm	45 mm
DBL ECO S 2XT18W (9 ALETAS)	SOBREPOR	T8	1240 mm	140 mm	45 mm
DBL ECO S 4XT9W (4 ALETAS)	SOBREPOR	T8	617 mm	400 mm	45 mm